



A-SAFE

Product Guide



YOUR PROBLEM, OUR INSPIRATION

Where others see problems, we see only potential: the potential to find the solution. In every customer challenge are the seeds of a great idea and a solution nobody has thought of.

Problem solving is why we exist; it is in our DNA and it continues to inspire every product we create.

WHAT MAKES US WHO WE ARE

At A-SAFE we are defined by who we are as much as by what we do. Our values are the foundation for our passion, our products and the strong relationships we forge with our customers.

We are pioneers

Forge not follow

From our very first invention to every process and customer interaction, we are encouraged to be brave, be dynamic and explore the possible and seemingly impossible. Big or small, it all makes a difference. The key is to always try new things, to learn, adapt and move forward. With a shared sense of enterprise and adventure, we never, ever give up and ask ourselves every day, what if?

1984

A-FAX Films is established, specialising in polythene extrusion.




2001

Flexi Barrier invented.



2009

Major installation at Gatwick Airport with **£100,000+** saving per year in maintenance costs.



100m Steel Barrier - Total Cost over 5 Years **£46,210**



100m A-SAFE Barrier - Total Cost over 5 Years **£7,220**

2015

The drive for continuous improvement leads to the launch of our 3rd-generation barrier range.



iFlex

2017

A-SAFE continues to revolutionise workplace safety, saving more lives than any other safety barrier.



2018

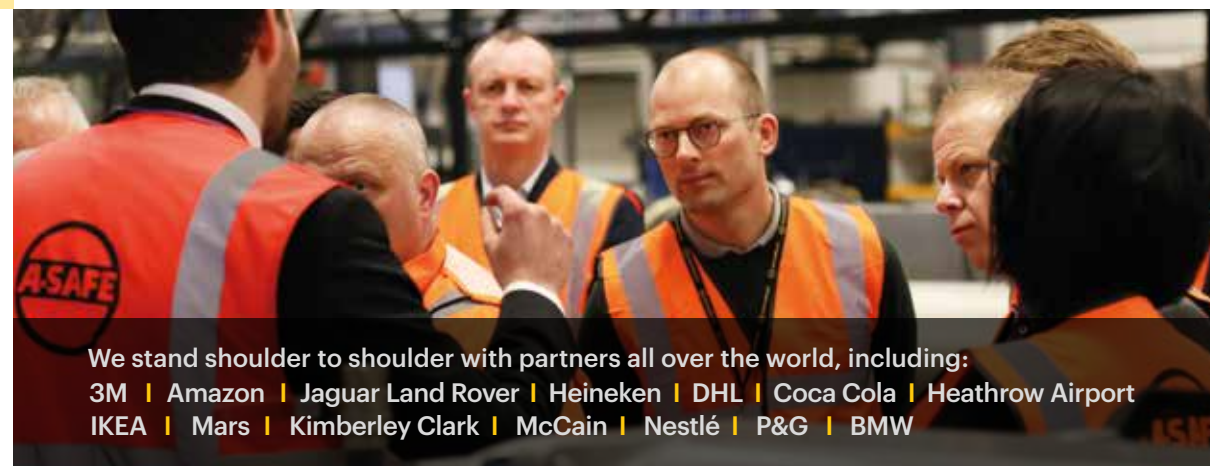

Our global presence reaches 15 countries, with 16 subsidiaries worldwide.



We are in it together

Shoulder to shoulder

More than a collection of employees and customers, we are a collective who act and behave like a family. With mutual commitment, we build powerful, trusted relationships, both with each other and with customers all over the world. While our brand is global, our relationships are local. We get huge satisfaction from building direct relationships with customers – drawing inspiration from their problems to help us forge new ideas.



We stand shoulder to shoulder with partners all over the world, including:

3M | Amazon | Jaguar Land Rover | Heineken | DHL | Coca Cola | Heathrow Airport
IKEA | Mars | Kimberley Clark | McCain | Nestlé | P&G | BMW

We do the right thing

From start to finish

There's a right way and wrong way to do things – it's in our DNA to do the right thing, without compromise. Whether we're creating, thinking, making or building – solutions, things or relationships – we take personal ownership of the whole process, finding better ways to do things than any third party could. From safety to risk reduction, protection to cost savings, whatever the problem, we never sit back while someone else does the work, we find the very best way of solving it.



Tested to a global benchmark in barrier safety

Independently verified by world-class test experts

bsi.
PAS13
Code of Practice for Workplace Safety Barriers

TUV NORD

We perform an average of **5 impact tests a day** and over **1,000 tests annually**. That equates to more than **10,000 tests** since creating our in-house test facility.



Scientifically Engineered Safety

Whether in the resilience, flexibility and in-built memory of our exclusive Memaplex™ material or the unrivalled energy absorption of our patented 3-phase coupling system, a wealth of scientific and technical ingenuity goes into every A-SAFE product to ensure that it performs perfectly every time you need it to.

- More advanced engineering
- More safety features
- Performance you can trust



Revolutionary 3-Layered Material


- Outer UV stabilised colour layer
- Central impact absorption zone
- Inner strengthening core

MEMAPLEX™

- Patented Engineering
Molecular reorientation during manufacture creates a unique built-in memory

Patented Energy Absorption System

3-phase system that activates sequentially for unparalleled energy absorption



Unrivalled Performance

Exclusive shock absorbing Memaplex™ polymer	No repainting as system is self-coloured	Hygiene seals eliminate ingress points
Purpose-engineered built-in memory for full recovery and repeat use	UV protected and tested to ISO 4892-3	Electrophoretic coated bases tested to withstand 2000 hours exposure to accelerated salt spray with no rust
Patented Coupling Technology reduces and dissipates dynamic load energy for unequalled energy absorption	Colour fast to 7/8 on the Blue Wool Scale	Modularity allows rails and posts to be replaced independently without removing adjacent barriers
80% of impact force is absorbed	Abrasion resistant with a hardness of 66 to ISO 868	Performance rated and compliant to PAS 13:2017
No floor damage, preserved fixings	No corrosion and chemically inert to ISO/TR 10358	TUV certified
Reduced maintenance, repair and replacement	Material complies with EU & FDA food contact regulations	

Micro Barriers



- Segregate light duty vehicles
- Protect walls and machinery at low level
- Shield from wear and tear
- Delineate storage zones

mFlex: Single Traffic Barrier
Ground Level

3,850 Joules**
1.5 Tonne vehicle at 5mph

mFlex: Single Traffic Barrier

3,850 Joules**
1.5 Tonne vehicle at 5mph

mFlex: Double Traffic Barrier

6,500 Joules**
2.6 Tonne vehicle at 5mph



Single Traffic Barriers



- Segregate heavy duty vehicles
- Protect buildings, machinery and equipment
- Define and defend vehicle routes
- Control the movement of traffic

eFlex: Single Traffic Barrier

14,400 Joules*
4 Tonne vehicle at 6mph

iFlex: Single Traffic Barrier

21,350 Joules*
5.9 Tonne vehicle at 6mph

iFlex: Single Traffic Barrier
High Level

21,350 Joules*
2 Tonne vehicle at 10mph



Double Traffic Barriers



- Segregate larger-mass heavy duty vehicles
- Protect buildings, machinery and equipment
- Define and defend heavy vehicle routes
- Manage high traffic environments

eFlex: Double Traffic Barrier

19,000 Joules*
5.2 Tonne vehicle at 6mph

iFlex: Double Traffic Barrier

28,950 Joules*
8 Tonne vehicle at 6mph

Atlas: Double Traffic Barrier

28,950 Joules*
8 Tonne vehicle at 6mph



*Ultimate energy load at 45° on a 2m rail **Ultimate energy load at 45° on a 1.5m rail ***Ultimate energy load at 90°. All measurements in mm. Joules ratings are provided for your reference only. Our expert technical teams will always recommend the correct specification for your needs. Impact resistance is subject to environmental factors. See individual data sheets for more information. Data is accurate at time of writing.

Pedestrian Barriers



- Segregate pedestrians
- Guide personnel and visitors
- Clearly mark crossing places
- Designate safe access and exit points



eFlex Pedestrian Barrier 3 Rail
2kN**
Weight of 2 adults leaning (200kg)



iFlex Pedestrian Barrier 3 Rail
8,200 Joules**
3.2 Tonne vehicle at 5mph



iFlex Slide Gate



iFlex Swing Gate - Short & Long

Traffic Barriers+



- Segregate pedestrians and vehicles
- Protect pedestrian and vehicle routes
- Create pedestrian safe zones
- Control the movement of traffic



eFlex Single Traffic Barrier+
14,400 Joules*
4 Tonne vehicle at 6mph



iFlex Single Traffic Barrier+
21,350 Joules*
5.9 Tonne vehicle at 6mph



iFlex Double Traffic Barrier+
28,950 Joules*
8 Tonne vehicle at 6mph



Atlas Double Traffic Barrier+
28,950 Joules*
8 Tonne vehicle at 6mph

ForkGuard



- Shield from vehicle forks
- Prevent items protruding under barriers
- Create pallet stops for stored goods
- Integrate with barrier systems



eFlex ForkGuard Barrier
3,000 Joules***
1.9 Tonne vehicle at 4mph



iFlex ForkGuard Barrier
4,500 Joules***
2.6 Tonne vehicle at 4mph

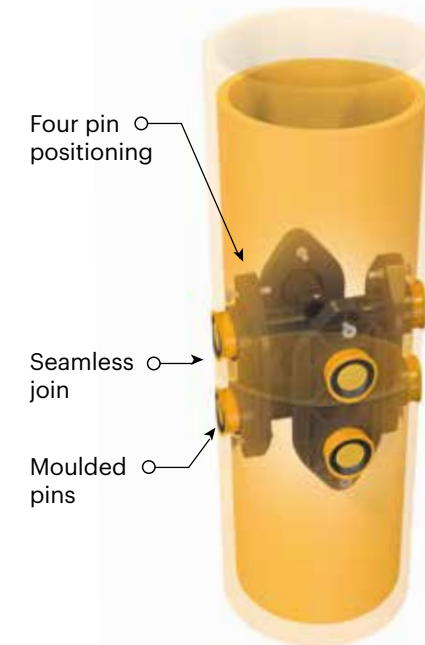


High Level Topple Barriers



- Protect people and assets from floor to height
- Define and defend traffic routes
- Secure high-storage zones
- Prevent dangerous toppling of stacked goods

In-line coupling for a complete modular solution



The iFlex in-line coupling introduces a new level of modularity to the A-SAFE range of high-performance barrier products. This robust solution makes it possible to construct topple barriers ranging in height from 2200mm to 5200mm by simply adding the required number of additional rail modules to a universal base unit.

1. Base sections

Select the base section best suited for your facility and traffic



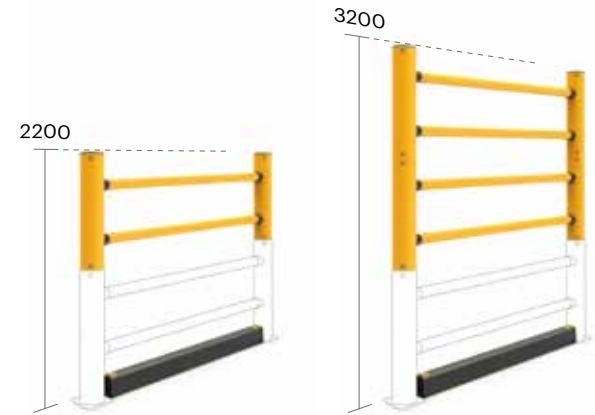
iFlex Topple Barrier
400kg Horizontal Load
Equivalent 1 Tonne Pallet



iFlex Heavy Duty Topple Barrier
28,950 Joules*
8 Tonne vehicle at 6mph

2. Top sections

Add additional rails to achieve the desired height



Base + 2 Rails

Base + 4 Rails



Base + 6 Rails

Base + 8 Rails

Column and Corner Guard



- Protect columns from impact damage
- Provide strong visual guidance to drivers
- Shield infrastructure from collisions
- Modular and adaptable for any height and size



FlexiShield Column Guard

1,600 Joules^{***}
1.3 Tonne vehicle at 3mph



FlexiShield Corner Guard

200 Joules^{***}
1.5 Tonne vehicle at 1mph



iFlexRail Column Guard

8,200 Joules^{**}
3.2 Tonne vehicle at 5mph



iFlexRail Column Guard+

19,450 Joules^{**}
5.4 Tonne vehicle at 6mph

Height Restrictor



- Doorway edge protection
- Visual warning for drivers
- Shields infrastructure from collisions



iFlex Height Restrictor

5,400 Joules^{***}
6 Tonne vehicle at 3mph

Bollards



- Protects infrastructure from collision damage
- Provides a visual warning
- Provides traffic guidance
- Safeguards equipment and machinery



iFlex Bollard

6,900 Joules^{***}
4.3 Tonne vehicle at 4mph



iFlex Bollard with Wear Collar

6,900 Joules^{***}
4.3 Tonne vehicle at 4mph



iFlex Heavy Duty Bollard

8,800 Joules^{***}
10 Tonne vehicle at 3mph



Sign Cap

Alarm Bar



- Strip light visual alarm
- Versatile overhead application
- Safeguard doorframes, loading docks, infrastructure and overhead walkways



Alarm Bar

RackEnd Barriers



- Protect vulnerable racking
- Absorb and deflect repeat glancing blows
- Defend against vehicle fork impacts



eFlex Single RackEnd Barrier

5,600 Joules^{*}
3.5 Tonne vehicle at 4mph



eFlex Double RackEnd Barrier

8,400 Joules^{*}
5.2 Tonne vehicle at 4mph



iFlex Single RackEnd Barrier

21,350 Joules^{*}
8.5 Tonne vehicle at 5mph



RackGuard
Rack Leg Protector

1,000 Joules^{***}

Dock Gates



- Protects dock loading bays
- Prevents accidents
- Can be locked in open position
- Provides visual guidance

eFlex Dock Gate
4,000 Joules***
2.5 Tonne vehicle at 4mph



iFlex Dock Gate XL
7,000 Joules***
7.2 Tonne vehicle at 3mph



iFlex Dock Gate
12,000 Joules***
7 Tonne vehicle at 4mph

Service Yard Protection



- Protect loading bays
- Preserve service yard infrastructure
- Provide visual alerts and vehicle guidance
- Defend against wear and tear



Dock Roller



Truck Stop



Trailer Plate



Cleaning Products



Heavy Duty Clean and Protect Range

- Tough on dirt
- Maintains barrier vibrancy
- Low VOC
- 2-part clean and protect care system

Food Safe Clean and Protect Range

- Ideal for sensitive environments
- Low VOC
- Maintains barrier vibrancy
- 2-part clean & protect care system



ProFlex Heavy Duty Cleaner



ProFlex Heavy Duty Finishing Coat



ProFlex Food Safe Cleaner



ProFlex Food Safe Finishing Coat

Cold Storage



RackGuard
Cold Storage Rack Leg Protector
1,000 Joules***

iFlex
Cold Storage Single Traffic Barrier
21,350 Joules**
5.9 Tonne vehicle at 6mph



eFlex ForkGuard
Cold Storage Barrier
3,000 Joules****
1.9 Tonne vehicle at 4mph



iFlex
Cold Storage Pedestrian Barrier 3 Rail
8,200 Joules*
3.2 Tonne vehicle at 5mph



iFlex
Cold Storage Single Traffic Barrier+
21,350 Joules**
5.9 Tonne vehicle at 6mph



- Maximum performance at temperatures as low as -30°C
- Full suite of products available
- Food safe, wipe clean and self-coloured
- PAS 13 compliant



iFlex
Cold Storage Bollard
6,900 Joules***
4.3 Tonne vehicle at 4mph



iFlex
Cold Storage Height Restrictor
5,400 Joules***
6 Tonne vehicle at 3mph

RackEye Powered by conek



- Instant detection of rack impacts
- Unrivalled reporting and KPI measurement
- SMS rack impact notifications
- Guided rack inspection to EN15635:2008



RackEye Unit, Dashboard and App



A local company, globally.

We work hard to maintain the spirit of a local business while achieving the far-reaching impact of a global enterprise.

Our policy of being “Global and Local” enables us to respond to your needs wherever you are in the world. In every office worldwide, we employ local experts throughout the business. Specialists in their field, equipped with an in-depth knowledge of domestic markets, legislation, safety practices and social customs.

We strive to give all workplaces access to world-class products, through local offices and consultants.

Global Offices

A-SAFE Australasia PTY Ltd	Australia & New Zealand	A-SAFE B.V.	Netherlands
A-SAFE bvba	Belgium & Luxembourg	A-SAFE LLC	Russia
A-SAFE Scandinavia ApS	Denmark	A-SAFE Soluciones S.L.	Spain
A-SAFE SAS	France	A-SAFE AB	Sweden
A-SAFE GmbH	Germany & Austria	A-SAFE DWC-LLC	UAE
A-SAFE Italia s.r.l.	Italy	A-SAFE UK Ltd	UK
A-SAFE K.K.	Japan	A-SAFE Inc	USA
A-SAFE S.A. de C.V.	Mexico	A-SAFE International Ltd	Rest of the World

For contact information for your specific region, please visit www.asafe.com



A-SAFE Headquarters.
A-SAFE HQ LTD, Habergham Works,
Ainleys Industrial Estate, Elland, HX5 9JP,
West Yorkshire, United Kingdom.

