



# Product Brochure



# YOUR PROBLEM, OUR INSPIRATION

Where others see problems, we see only potential: the potential to find the solution. In every customer challenge are the seeds of a great idea and a solution nobody has thought of.

Problem solving is why we exist; it is in our DNA and it continues to inspire every product we create.

# WHAT MAKES US WHO WE ARE

At A-SAFE we are defined by who we are as much as by what we do. Our values are the foundation for our passion, our products and the strong relationships we forge with our customers.



## Contents




8 Pedestrian Barriers



16 Traffic Barriers+



24 Bollards



32 Service Yard Protection



10 Micro Barriers



18 Topple Barriers




26 Height Restrictor and Alarm Bar




34 Cold Storage




12 Single Traffic Barriers



20 ForkGuard



28 RackEye




36 Cleaning Products



14 Double Traffic Barriers



22 Column and Corner Guard



30 RackEnd Barriers



37 Tailored Solutions and Accessories

## We are pioneers

### Forge not follow

From our very first invention to every process and customer interaction, we are encouraged to be brave, be dynamic and explore the possible and seemingly impossible. Big or small, it all makes a difference. The key is to always try new things, to learn, adapt and move forward. With a shared sense of enterprise and adventure, we never, ever give up and ask ourselves every day, what if?


1984  
A-FAX Films is established, specialising in polythene extrusion.



2001  
Flexi Barrier invented.



2009  
Major installation at Gatwick Airport with **£100,000+** saving per year in maintenance costs.



2015  
The drive for continuous improvement leads to the launch of our 3rd-generation barrier range.



2017  
A-SAFE continues to revolutionise workplace safety, saving more lives than any other safety barrier.



2018  
Our global presence reaches 15 countries, with 16 subsidiaries worldwide.

2019  
Customer problems increasingly require digital solutions, prompting us to launch our technology division.



# We are in it together

## Shoulder to shoulder

More than a collection of employees and customers, we are a collective who act and behave like a family. With mutual commitment, we build powerful, trusted relationships, both with each other and with customers all over the world. While our brand is global, our relationships are local. We get huge satisfaction from building direct relationships with customers – drawing inspiration from their problems to help us forge new ideas.



# We do the right thing

## From start to finish

There's a right way and wrong way to do things – it's in our DNA to do the right thing, without compromise. Whether we're creating, thinking, making or building – solutions, things or relationships – we take personal ownership of the whole process, finding better ways to do things than any third party could. From safety to risk reduction, protection to cost savings, whatever the problem, we never sit back while someone else does the work, we find the very best way of solving it.

Tested to the global benchmark in barrier safety



Independently verified by world-class test experts

**bsi.**  
**PAS13**  
Code of Practice for  
Workplace Safety  
Barriers



We stand shoulder to shoulder with partners all over the world, including:  
3M | Amazon | Jaguar Land Rover | Heineken | DHL | Coca Cola | Heathrow Airport  
IKEA | Mars | Kimberley Clark | McCain | Nestlé | P&G | BMW

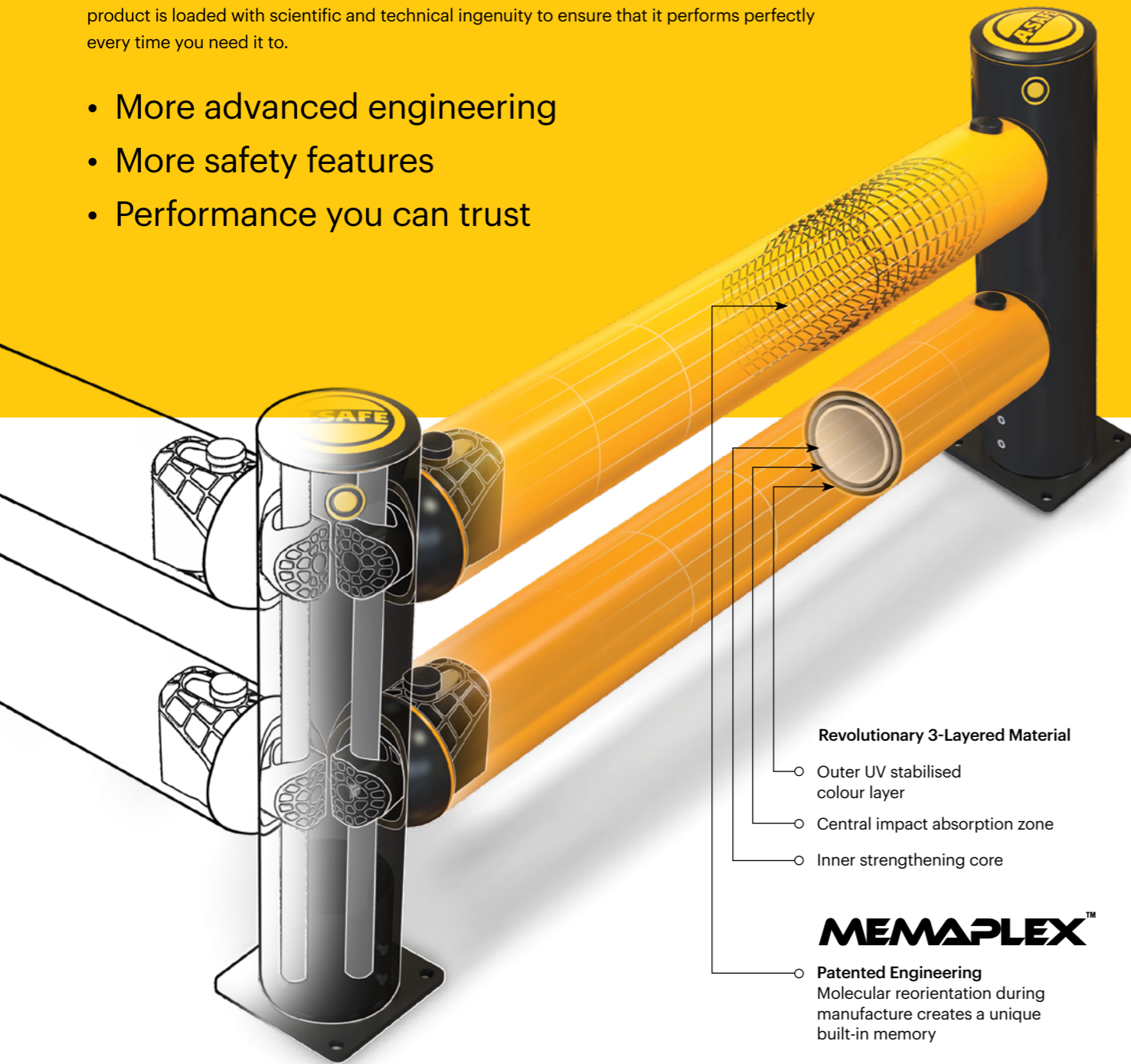
We perform an average of **5 impact tests a day** and over **1,000 tests annually**. That equates to more than **10,000 tests** since creating our in-house test facility.



# Scientifically Engineered Safety

Whether in the resilience, flexibility and in-built memory of our exclusive Memaplex™ material or the unrivalled energy absorption of our patented 3-phase coupling system, every A-SAFE product is loaded with scientific and technical ingenuity to ensure that it performs perfectly every time you need it to.

- More advanced engineering
- More safety features
- Performance you can trust



FLEX




ABSORB



RECOVER

## Patented Energy Absorption System

3-phase system that activates sequentially for unparalleled energy absorption



## Unrivalled Performance

- M** Exclusive shock absorbing Memaplex™ polymer
- ISO 868** Abrasion resistant with a hardness of 66 to ISO 868
- ISO/TR 10358** Purpose-engineered built-in memory for full recovery and repeat use
- ISO/TR 10358** No corrosion and chemically inert to ISO/TR 10358
- PATENTED** Patented Coupling Technology reduces and dissipates dynamic load energy for unequalled energy absorption
- Apple** Material complies with EU & FDA food contact regulations
- 80%** 80% of impact force is absorbed
- Hygiene** Hygiene seals eliminate ingress points
- No floor damage** No floor damage, preserved fixings
- Electrophoretic** Electrophoretic coated bases tested to withstand 2000 hours exposure to accelerated salt spray with no rust
- Reduced maintenance** Reduced maintenance, repair and replacement
- Modularity** Modularity allows rails and posts to be replaced independently without removing adjacent barriers
- No repainting** No repainting as system is self-coloured
- bsi. PAS13** Performance rated and compliant to PAS 13:2017
- UV** UV protected and tested to ISO 4892-3
- TUV** TÜV certified
- Blue Wool Scale** Colour fast to 7/8 on the Blue Wool Scale


# Pedestrian Barriers



iFlex Pedestrian Barrier 3 Rail

"A-SAFE was considered to be the best option. It is the most cost-effective, especially in the long-term... A-SAFE offer an entirely flexible solution."

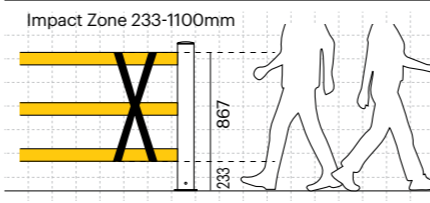
**Senior Health and Safety Specialist  
TOYOTA MANUFACTURING**



**eFlex™**  
Pedestrian Barrier 3 Rail

**2kN\***  
Weight of 2 adults leaning (200kg)

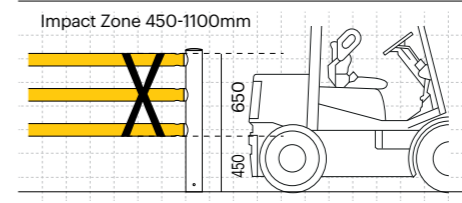
- ✓ Electrophoretic Coated Base



**iFlex™**  
Pedestrian Barrier 3 Rail

**11,600 Joules\***  
4.6 Tonne vehicle at 5mph

- ✓ Patented Coupling Technology
- ✓ Electrophoretic Coated Base
- ✓ Additional Base Options
- ✓ Hygiene Sealed




## Gates



**iFlex™**  
**Swing Gate**  
Short - Suitable for widths - 800-1200mm  
Long - Suitable for widths - 1300-2000mm

- ✓ Short Gate - Hydraulic Self-Close
- ✓ Long Gate - Stay-Open
- ✓ Double Swing Action
- ✓ Gate Stops Included as Standard




**iFlex™**  
**Slide Gate**  
Available in 1000mm, 1500mm and 2000mm widths

- ✓ Stay-Open
- ✓ Telescopic Sliding Motion
- ✓ Space Optimised


\*Ultimate energy load at 45° on a 1.5m rail. All measurements in mm.

Joules ratings are provided for your reference only. Our expert technical teams will always recommend the correct specification for your needs. Impact resistance is subject to environmental factors. See individual data sheets for more information. Data is accurate at time of writing.

- Segregate pedestrians
- Guide personnel and visitors
- Define walkways and safe areas
- Restrict people to defined routes
- Clearly mark crossing places
- Designate safe access and exit points




iFlex Pedestrian Barrier separating traffic and protecting pedestrians within a factory.



eFlex Pedestrian Barrier guiding pedestrians along a designated route in a warehouse.




iFlex Swing Gate providing safe access to the shop floor.



iFlex Slide Gate creating a non-intrusive opening into a pedestrian-vehicle crossing point.

# Micro Barriers



mFlex Single Traffic Barrier

"In addition to how well the barriers perform, the savings in barriers and warehouse protection maintenance costs has dropped dramatically."

**Regional Supply Chain Director  
NESTLÉ**



## mFlex

Single Traffic Barrier Ground Level

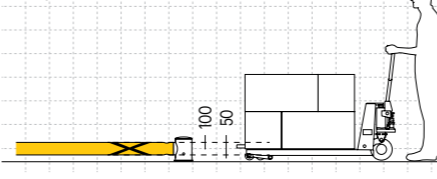
**5,400 Joules\***

2.1 Tonne vehicle at 5mph



- ✓ Patented Coupling Technology
- ✓ Electrophoretic Coated Base
- ✓ Additional Base Options
- ✓ Hygiene Sealed

Impact Zone 50-150mm

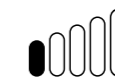


## mFlex

Single Traffic Barrier

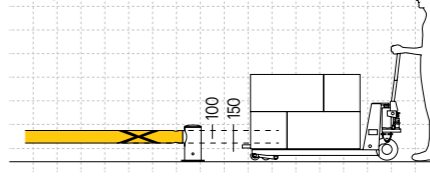
**5,400 Joules\***

2.1 Tonne vehicle at 5mph



- ✓ Patented Coupling Technology
- ✓ Electrophoretic Coated Base
- ✓ Additional Base Options
- ✓ Hygiene Sealed

Impact Zone 150-250mm

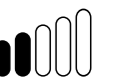


## mFlex

Double Traffic Barrier

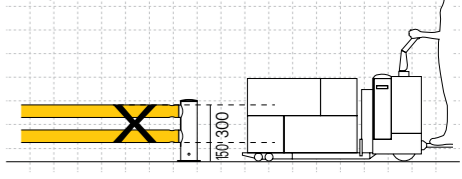
**9,100 Joules\***

3.6 Tonne vehicle at 5mph




- ✓ Patented Coupling Technology
- ✓ Electrophoretic Coated Base
- ✓ Additional Base Options
- ✓ Hygiene Sealed

Impact Zone 150-450mm



- Segregate light duty vehicles
- Safeguard walls, structures, goods and machinery
- Protect against low level impacts
- Shield surfaces from the wear and tear of frequent glancing blows
- Restrict vehicles and their loads to a defined route
- Prevent items encroaching into protected areas
- Delineate storage zones



mFlex Single Traffic protecting metal fencing from pallet trucks at low level.



mFlex Double Traffic creating a perimeter for storage areas.



mFlex Single Traffic Ground Level creating demarcation of pallet loading zone.



mFlex Single Traffic guiding vehicles and restricting access to a production line.




mFlex Double Traffic shielding equipment along a vehicle route.

\*Ultimate energy load at 45° on a 1.5m rail. All measurements in mm.

Joules ratings are provided for your reference only. Our expert technical teams will always recommend the correct specification for your needs. Impact resistance is subject to environmental factors. See individual data sheets for more information. Data is accurate at time of writing.

# Single Traffic Barriers



iFlex Single Traffic Barrier

"A-SAFE was agreed as the preferred supplier as they are capable of understanding our needs and providing the right equipment in response to this and to budget."

**Engineering Manager  
COCA-COLA**



**eFlex**

Single Traffic Barrier

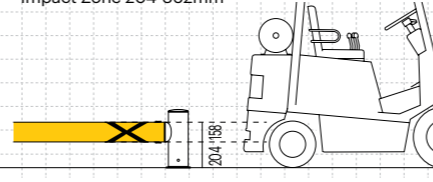
**20,400 Joules\***

5.7 Tonne vehicle at 6mph



- ✓ Patented Coupling Technology
- ✓ Electrophoretic Coated Base

Impact Zone 204-362mm



**iFlex**

Single Traffic Barrier

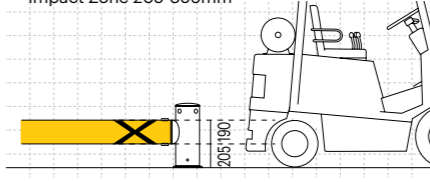
**30,200 Joules\***

8.4 Tonne vehicle at 6mph



- ✓ Patented Coupling Technology
- ✓ Electrophoretic Coated Base
- ✓ Additional Base Options
- ✓ Hygiene Sealed

Impact Zone 205-395mm



**iFlex**

Single Traffic Barrier High Level

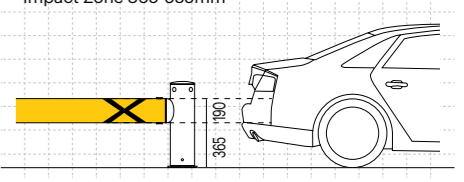
**30,200 Joules\***

3 Tonne vehicle at 10mph



- ✓ Patented Coupling Technology
- ✓ Electrophoretic Coated Base
- ✓ Additional Base Options
- ✓ Hygiene Sealed

Impact Zone 365-555mm



- Segregate workplace vehicles
- Protect buildings, machinery and equipment from impact damage
- Resist and deflect wayward vehicles from colliding with essential assets
- Provide visual guidance for drivers
- Define and defend traffic routes
- Streamline the movement of traffic
- Avoid incidents and downtime



iFlex Single Traffic protecting machinery in a packaging facility.



iFlex Single Traffic High Level shielding the perimeter of a split level car park.



eFlex Single Traffic defending equipment in a manufacturing facility.



iFlex Single Traffic defining vehicle routes in a new build packing facility.



iFlex Single Traffic High Level guarding boundaries in a multi-storey car park.

\*Ultimate energy load at 45° on a 2m rail. All measurements in mm.

Joules ratings are provided for your reference only. Our expert technical teams will always recommend the correct specification for your needs. Impact resistance is subject to environmental factors. See individual data sheets for more information. Data is accurate at time of writing.


# Double Traffic Barriers



iFlex Double Traffic Barrier

"Barriers that were installed eight years ago in our transit area show no signs of erosion...Since the installation of A-SAFE barriers, damages are decreased in the building and at our facilities."

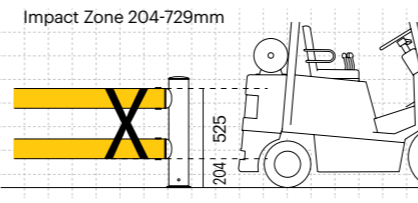
**Occupational Safety Specialist  
RITTER SPORT**



**eFlex**  
Double Traffic Barrier

**27,000 Joules\***   
7.5 Tonne vehicle at 6mph


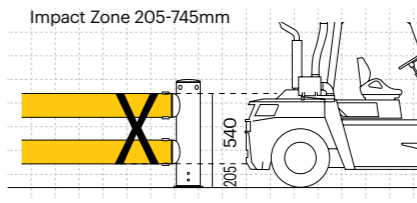
- ✓ Patented Coupling Technology
- ✓ Electrophoretic Coated Base



**iFlex**  
Double Traffic Barrier

**41,000 Joules\***   
11.4 Tonne vehicle at 6mph

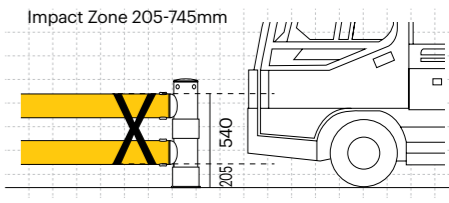
- ✓ Patented Coupling Technology
- ✓ Electrophoretic Coated Base
- ✓ Additional Base Options
- ✓ Hygiene Sealed



**Atlas**  
Double Traffic Barrier

**41,000 Joules\***   
11.4 Tonne vehicle at 6mph

- ✓ Patented Coupling Technology
- ✓ Galvanised Base as Standard
- ✓ Additional Base Options
- ✓ Heavy Duty Self-Undercutting Anchors
- ✓ Rotating Wear Collars
- ✓ Enhanced Pull-Out Resistance
- ✓ Hygiene Sealed



- Segregate heavyweight vehicles
- Shield high traffic areas
- Protect buildings, machinery and equipment from impact damage
- Resist and deflect straying vehicles from colliding with essential assets
- Provide visual guidance for drivers
- Define and defend traffic routes
- Streamline the movement of traffic
- Avoid incidents and downtime




iFlex Double Traffic protecting main sprinkler system in a food processing factory.



Atlas Double Traffic with reflective striping protecting an airport mast and electrical unit.



eFlex Double Traffic shielding equipment in a manufacturing facility.



iFlex Double Traffic protecting a mill turn CNC machine in a manufacturing facility.



Atlas Double Traffic defending an airport runway lighting pylon.

\*Ultimate energy load at 45° on a 2m rail. All measurements in mm.

Joules ratings are provided for your reference only. Our expert technical teams will always recommend the correct specification for your needs. Impact resistance is subject to environmental factors. See individual data sheets for more information. Data is accurate at time of writing.



# Traffic Barriers+



iFlex Double Traffic Barrier+

“Due to the resilience of the material and its ability to deflect and bend under loads, damage to the driver or pedestrian is reduced as is the need for constant repair.”

**Facilities Engineer  
KIMBERLY-CLARK**

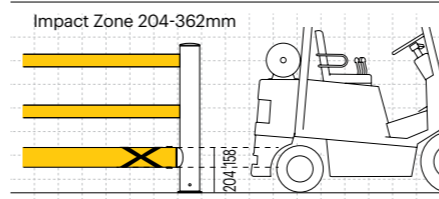


**eFlex™**

Single Traffic Barrier+

**20,400 Joules\***   
5.7 Tonne vehicle at 6mph

- ✓ Patented Coupling Technology
- ✓ Electrophoretic Coated Base


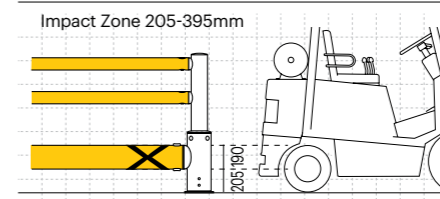


**iFlex™**

Single Traffic Barrier+

**30,200 Joules\***   
8.4 Tonne vehicle at 6mph

- ✓ Patented Coupling Technology
- ✓ Electrophoretic Coated Base
- ✓ Additional Base Options
- ✓ Hygiene Sealed

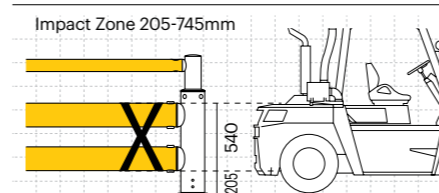


**iFlex™**

Double Traffic Barrier+

**41,000 Joules\***   
11.4 Tonne vehicle at 6mph

- ✓ Patented Coupling Technology
- ✓ Electrophoretic Coated Base
- ✓ Additional Base Options
- ✓ Hygiene Sealed

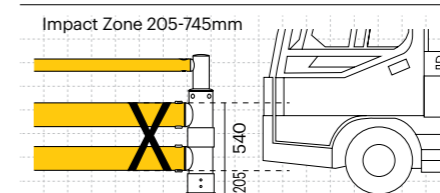


**Atlas™**

Double Traffic Barrier+

**41,000 Joules\***   
11.4 Tonne vehicle at 6mph

- ✓ Patented Coupling Technology
- ✓ Galvanised Base as Standard
- ✓ Additional Base Options
- ✓ Heavy Duty Self-Undercutting Anchors
- ✓ Rotating Wear Collars
- ✓ Enhanced Pull-Out Resistance
- ✓ Hygiene Sealed



\*Ultimate energy load at 45° on a 2m rail. All measurements in mm.

Joules ratings are provided for your reference only. Our expert technical teams will always recommend the correct specification for your needs. Impact resistance is subject to environmental factors. See individual data sheets for more information. Data is accurate at time of writing.

- Segregate pedestrians and vehicles
- Protect against high energy impacts where people also operate
- Define and defend pedestrian and vehicle routes
- Create pedestrian safe zones
- Control the movement of traffic



iFlex Single Traffic+ protecting a pedestrian work zone in a busy distribution centre.



iFlex Single Traffic+ creating picking lanes in a high traffic warehouse environment.



iFlex Double Traffic+ protecting pedestrian walkway from heavy commercial vehicles.



Atlas Double Traffic+ barriers protecting pedestrian walkways.

# Topple Barriers



"In comparison to other safety barriers, A-SAFE proves to be the most cost-effective way of ensuring a high level of safety on our site...By choosing A-SAFE we have lowered the risk of any major damage."

**Quantity Surveyor  
IBM**



iFlex Topple Barrier

## 1. Base sections

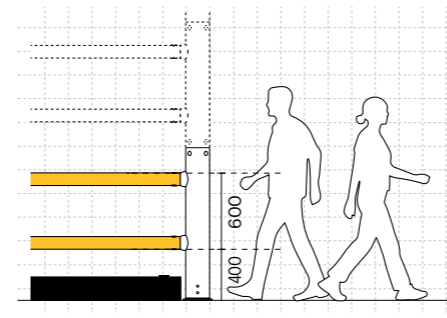
Select the base section best suited for your facility and traffic



**iFlex**  
Topple Barrier

**400kg Horizontal Load**  
Equivalent 1 Tonne Pallet

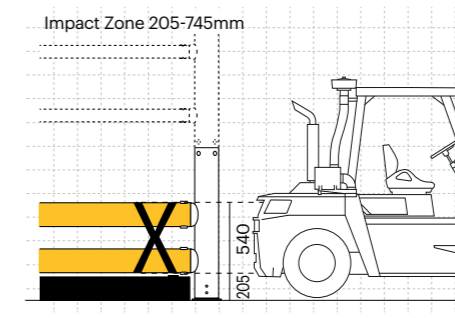
- ✓ Protects Pedestrians from Topple Accidents
- ✓ Fork Protection as Standard
- ✓ Electrophoretic Coated Base
- ✓ Additional Base Options



**iFlex**  
Heavy Duty Topple Barrier

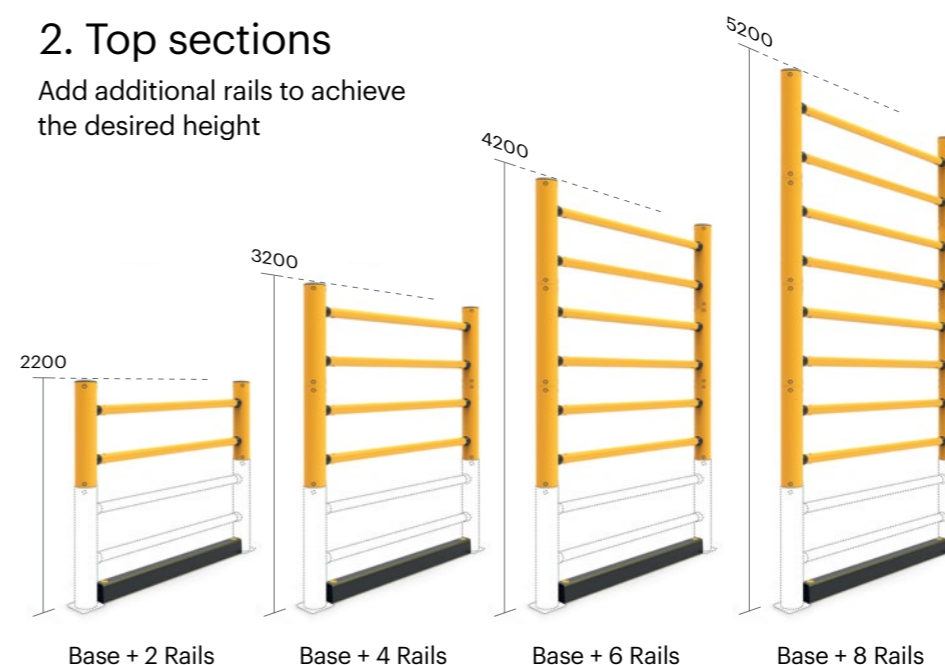
**41,000 Joules\***  
11.4 Tonne vehicle at 6mph

- ✓ Protects Pedestrians from Vehicle Impacts and Topple Accidents
- ✓ Fork Protection as Standard
- ✓ Electrophoretic Coated Base
- ✓ Additional Base Options



## 2. Top sections

Add additional rails to achieve the desired height

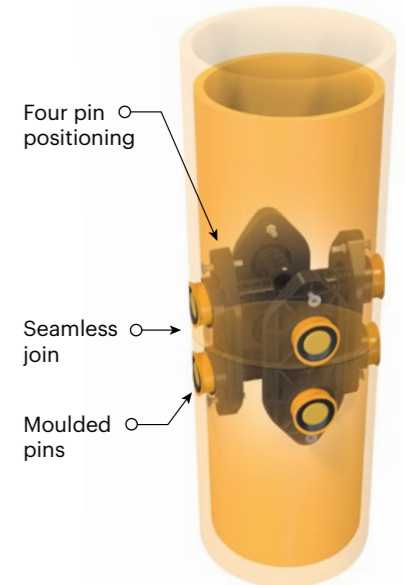


\*Ultimate energy load at 45° on a 2m rail. All measurements in mm.

Joules ratings are provided for your reference only. Our expert technical teams will always recommend the correct specification for your needs. Impact resistance is subject to environmental factors. See individual data sheets for more information. Data is accurate at time of writing.

- Segregate vehicles from pedestrians, buildings and equipment
- Protect from floor to height
- Isolate high level hazards
- Shield mezzanines and split level buildings
- Define and defend traffic routes
- Secure high-storage zones
- Prevent the dangerous toppling of stacked goods

### In-line coupling for a complete modular solution



The iFlex in-line coupling introduces a new level of modularity to the A-SAFE range of high-performance barrier products. This robust solution makes it possible to construct topple barriers ranging in height from 2200mm to 5200mm by simply adding the required number of additional rail modules to a universal base unit.



iFlex Topple Barrier protecting pedestrians from stacked bulk goods.

# ForkGuard



iFlex ForkGuard Barrier

"It's pre-coloured, doesn't rust, is fork-lift-truck-proof, never needs painting and is highly visible...more cost effective than steel, easily cleaned with normal cleaning fluids, easily and cheaply installed with little maintenance costs; brilliant!"

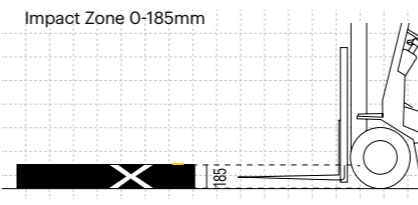
**Site Manager**  
**SEABROOK CRISPS**



## eFlex ForkGuard Barrier

**3,000 Joules\***  
1.9 Tonne vehicle at 4mph

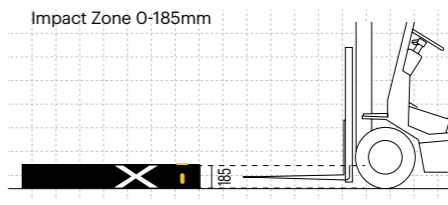
- ✓ Simple Install From Above
- ✓ Fork Deflection



## iFlex ForkGuard Barrier

**4,500 Joules\***  
2.8 Tonne vehicle at 4mph

- ✓ Retro Fit Under Existing Barriers
- ✓ Anti-Pierce AERO™ Core
- ✓ Simple Installation From Side




### Precision engineered AERO technology

New and exclusive AERO Technology provides powerful internal reinforcement along the full length of the protective body, delivering unprecedented levels of impact resistance and fork protection.

- Reinforced resistance
- Fortified flexibility
- Anti-piercing protection

- Segregate vehicles with low impact zones
- Protect walls, buildings, critical structures and equipment at ground level
- Shield from vehicle forks
- Define and guard traffic routes
- Protect against shallow angular impacts
- Prevent items protruding into work areas
- Create pallet stops for stored goods
- Integrate with barrier systems where there is a risk of fork penetration



eFlex ForkGuard with corner posts shielding the feet of a high level conveyor system in a distribution centre.



iFlex ForkGuard guarding crane columns from fork penetration in a manufacturing facility.



eFlex ForkGuard protecting walls at ground level in a distribution facility.



iFlex ForkGuard protecting walls at ground level in a high traffic logistics centre.




iFlex Single Traffic Barrier combined with iFlex ForkGuard to protect facility walls.

\*Ultimate energy load at 90° above a 1m length. All measurements in mm.

Joules ratings are provided for your reference only. Our expert technical teams will always recommend the correct specification for your needs. Impact resistance is subject to environmental factors. See individual data sheets for more information. Data is accurate at time of writing.


# Column and Corner Guards



FlexiShield

"A-SAFE Column Protection has safeguarded all the many support columns around the perimeter as well as supporting the open internal column supports."

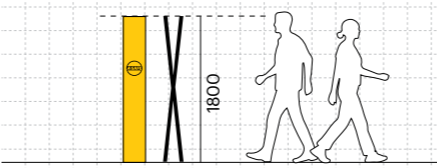
**Warehouse Manager  
CO-OP**



Padded Column Guard

- ✓ Pedestrian Protection
- ✓ Soft but durable foam padding
- ✓ 360-degree wrap-around design
- ✓ Stackable to protect different heights
- ✓ Easy to install

Impact Zone 0-1800mm



**FlexiShield™**

Column Guard

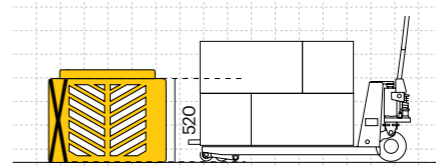
**1,600 Joules\***

1.8 Tonne vehicle at 3mph



- ✓ Interlocking Stackability
- ✓ Universal Square & Rectangle Columns
- ✓ Wrap Around Solution
- ✓ Encased Fixings
- ✓ Fork Deflection
- ✓ Simple Installation

Impact Zone 0-520mm



**FlexiShield™**

Corner Guard

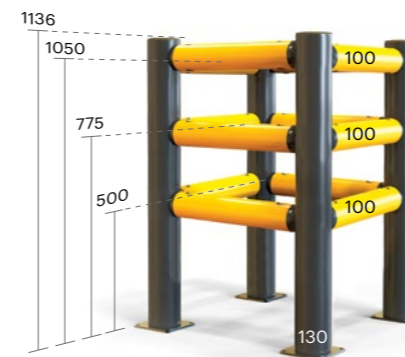
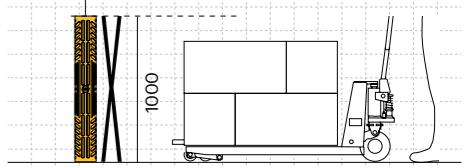
**200 Joules\***

0.5 Tonne vehicle at 2mph



- ✓ Stackability Increases Impact Zone to any Height
- ✓ Simple Installation
- ✓ Space Optimised

Impact Zone 0-1000mm



**iFlexRail™**

Column Guard

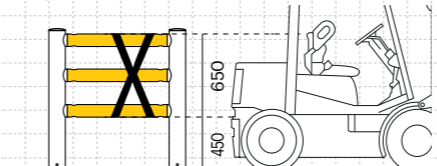
**11,600 Joules\*\***

4.6 Tonne vehicle at 5mph



- ✓ Patented Coupling Technology
- ✓ Any Column Shape or Location
- ✓ Isolated System
- ✓ Hygiene Sealed

Impact Zone 450-1100mm



**iFlexRail™**

Column Guard+

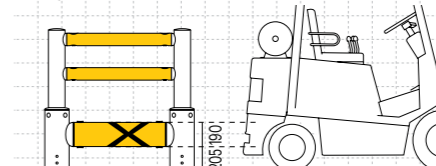
**27,500 Joules\*\***

7.6 Tonne vehicle at 6mph



- ✓ Patented Coupling Technology
- ✓ Any Column Shape or Location
- ✓ Isolated System
- ✓ Hygiene Sealed

Impact Zone 205-395mm



- Segregate and guide pedestrians and drivers
- Protect people from exposed infrastructure
- Protect columns and building supports from vehicle collisions and impact damage
- Provide visual guidance
- Defend any size, shape or location of column
- Safeguard structures of any height



Padded Column Guard protecting pedestrians from steel columns positioned in the centre of a 2-lane walkway and near walls.

\*Ultimate energy load at 90°. \*\*Ultimate energy load at 45° on a 1.5m rail. All measurements in mm.

Joules ratings are provided for your reference only. Our expert technical teams will always recommend the correct specification for your needs. Impact resistance is subject to environmental factors. See individual data sheets for more information. Data is accurate at time of writing.

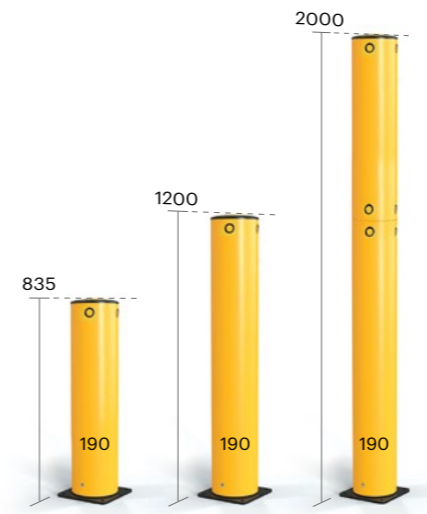
# Bollards



iFlex 1200mm Heavy Duty Bollard

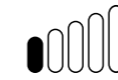
"A-SAFE have been tremendously effective in providing protected walkways for public safety. The reason we chose A-SAFE bollards was because of price, ease of fitting, visibility and durability."

**Senior Facilities Manager  
Bluewater Shopping Centre**

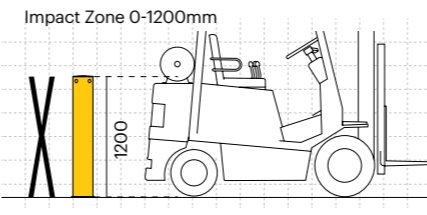


## iFlex<sup>™</sup> Bollard

**6,900 Joules\***  
4.3 Tonne vehicle at 4mph



- ✓ Energy Absorbing Core
- ✓ Electrophoretic Coated Base
- ✓ Additional Base Options

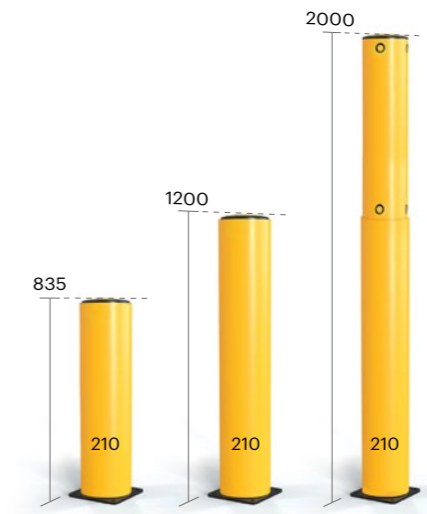
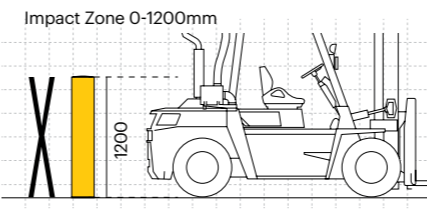


## iFlex<sup>™</sup> Heavy Duty Bollard

**8,800 Joules\***  
5.5 Tonne vehicle at 4mph

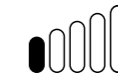


- ✓ High Impact Reinforced Core
- ✓ Wear Collar for Added Protection
- ✓ Heavy Duty Galvanized Base

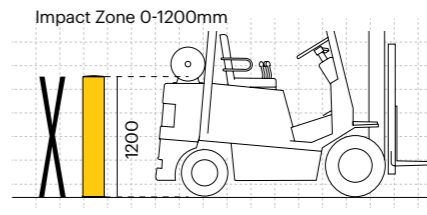


## iFlex<sup>™</sup> Bollard with Wear Collar

**6,900 Joules\***  
4.3 Tonne vehicle at 4mph



- ✓ Energy Absorbing Core
- ✓ Electrophoretic Coated Base
- ✓ Additional Base Options
- ✓ Wear Collar for Added Protection



## Sign Cap

- ✓ Use in Vehicle Areas
- ✓ Displays Health and Safety Information
- ✓ Fully Customisable
- ✓ Can be Retrofitted



## Sign Post

- ✓ Use in Pedestrian Zones
- ✓ Displays Health and Safety Information
- ✓ Choice of Signage
- ✓ Electrophoretic Coated Base

\*Ultimate energy load at 90°. All measurements in mm.

Joules ratings are provided for your reference only. Our expert technical teams will always recommend the correct specification for your needs. Impact resistance is subject to environmental factors. See individual data sheets for more information. Data is accurate at time of writing.

- Protect structures from impact damage
- Safeguard machinery while allowing access
- Defend sharp turns, corners and vulnerable impact points
- Provide a physical presence for access and guidance control for pedestrians and drivers




Bollards used to defend entranceway columns in storage facility.



Bollards shielding door frames and shutter runners in a newly built warehousing and distribution centre.




Heavy Duty Bollards segregating workplace vehicles from pallet areas.




Sign Cap providing essential health and safety information.

# Height Restrictor and Alarm Bar



Height Restrictor

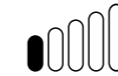


**iFlex**

Height Restrictor

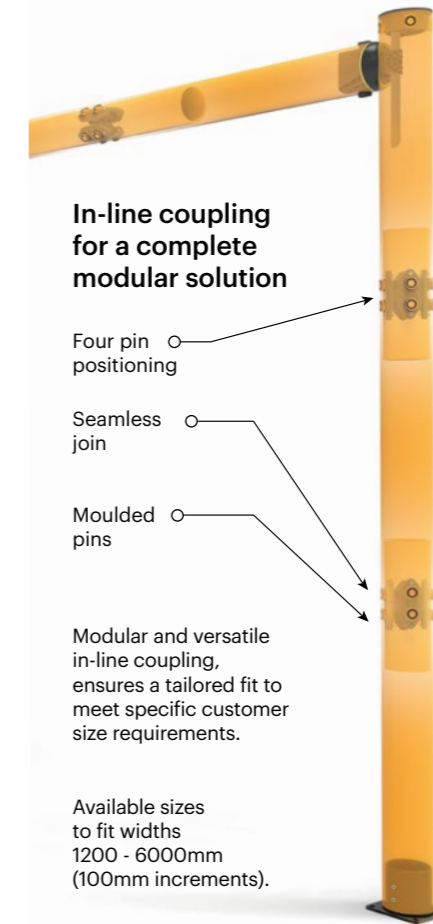
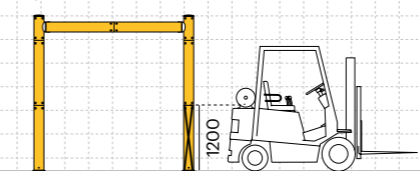
**5,400 Joules\***

6 Tonne vehicle at 3mph



- ✓ Energy Absorbing Core
- ✓ Electrophoretic Coated Base
- ✓ Additional Base Options

Impact Zone 0-1200mm



**In-line coupling for a complete modular solution**

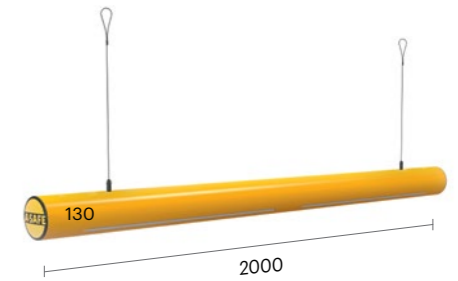
Four pin positioning

Seamless join

Moulded pins

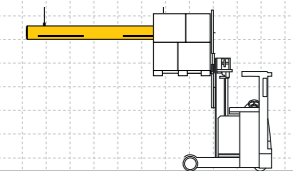
Modular and versatile in-line coupling, ensures a tailored fit to meet specific customer size requirements.

Available sizes to fit widths 1200 - 6000mm (100mm increments).



Alarm Bar

- ✓ 102dB\*\* Auditory Alert
- ✓ 68lm/M Flashing Red Indicator Strips
- ✓ Double Fitting Gripples For Easy Install
- ✓ 2 Year Battery Life
- ✓ Versatile Overhead Application



- Protect the edges of doorway openings
- Shield overhead equipment and cables
- Prevent impact damage from high vehicles, high vehicle loads and fork lift truck masts
- Warn vehicle drivers that their vehicle or load is too high

- Protects overhead assets
- Safeguards infrastructure, such as doorframes and loading docks
- Audible and visible alarms to prevent damage



Height Restrictor providing visual guidance and physical protection for vehicle drivers.



Height Restrictor protecting the edge of a doorway.



Multiple Alarm Bar safeguarding an overhead structure.



The Alarm Bar providing a visual alert to a vehicle driver.



The Alarm Bar providing an audible alarm to alert a vehicle driver.


"We decided to have A-SAFE installed and we've been very pleased with the way they've ensured greater safety throughout the depot."

**Risk & Facilities Manager  
DHL**

\*Ultimate energy load at 90°. All measurements in mm. \*\*Based on sound measured at a distance of 10cm from sound port in an environment with 73.3dB of ambient noise. Detected sound levels vary by distance and position of SPL meter in relation to sound ports.

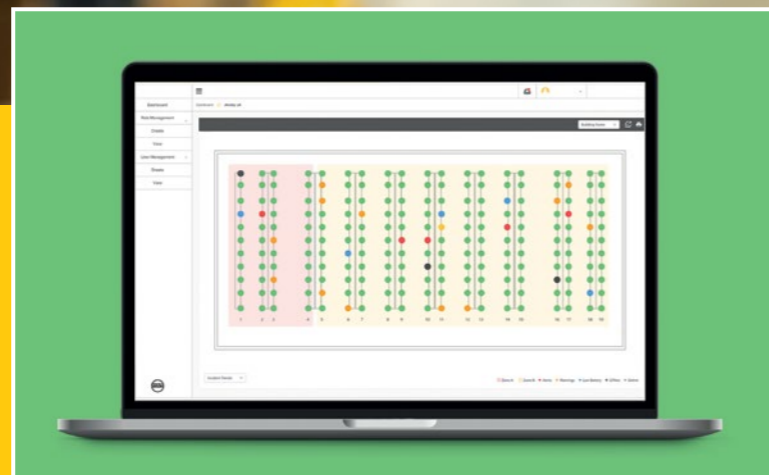
Joules ratings are provided for your reference only. Our expert technical teams will always recommend the correct specification for your needs. Impact resistance is subject to environmental factors. See individual data sheets for more information. Data is accurate at time of writing.

# RackEye Powered by **conek**



“We’ve seen a 75% reduction in impacts”

Head of Production Logistics and Scheduling  
Vaillant Group



RackEye Dashboard – a convenient 2D map allows you to check the real-time status of all your warehouse racking at a glance.

24/7  
**MONITOR | ALERT | PREVENT**

Rack impacts can lead to operational disruption, missed KPIs and escalating maintenance costs. In the most extreme cases, they could even result in racks failing altogether. But how do you know when there has been an incident? Can you rely on your team to report impacts every time they happen? RackEye offers an intelligent solution to this problem by instantly notifying you when an impact occurs and allowing you to monitor the condition of your warehouse racking 24/7.

Warehouses are busy environments, with people and vehicles competing for space to pick and dispatch orders quickly and accurately. However, warehouse managers are also under significant pressure to optimise storage to accommodate more goods and faster turnaround times – often at the expense of aisle space between warehouse racks. With less room for forklifts to manoeuvre, the chance of rack impact incidents increases and with it, the possibility of employee injuries, operational disruption and costly rack repairs. Employees will usually report more serious incidents, but what about the smaller impacts that can lead to cumulative damage? Can you be sure that you know where the hidden impact hotspots are in your warehouse?



RackEye provides the solution by monitoring the health of your racking infrastructure around the clock, providing you and your team with real time notifications the instant an impact occurs. Long-term impact data reporting allows you to track incident trends, measure driver or shift performance, and identify potential issues with the design of your facility quickly, simply and conveniently from your smartphone, tablet or computer.

A complete turnkey solution for monitoring your rack health, RackEye helps you to address both the immediate challenges of racking impact incidents and your longer-term strategic objectives for optimising safety and performance within your warehouse operations.


## RackEye key benefits




Instant detection of rack impacts.



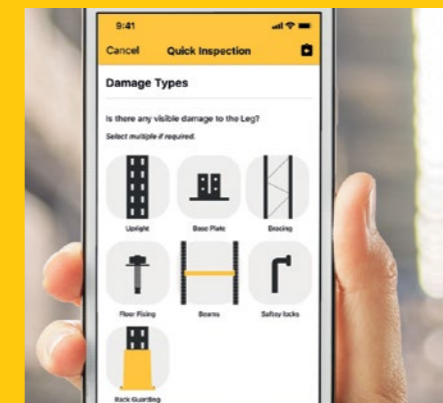
Extensive analytics and KPI measurement.



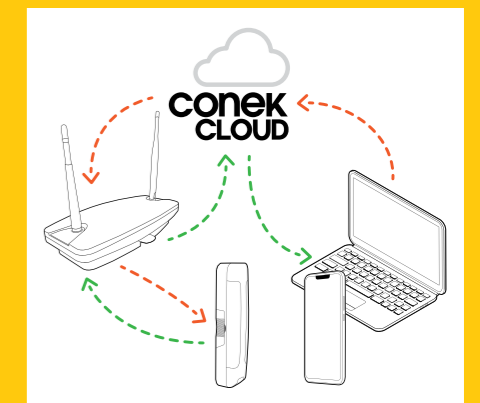
Immediate SMS rack impact notifications.



Improved driver behaviour.



Guided rack inspection to EN15635:2008.



Fully secure and independent of your IT networks.


# RackEnd Barriers




RackGuard & iFlex Single RackEnd Barrier

“RackEnd Single Rail units in the new freezer storage facility... A-SAFE worked with us to create the racking protection system which will accommodate the low temperature.”


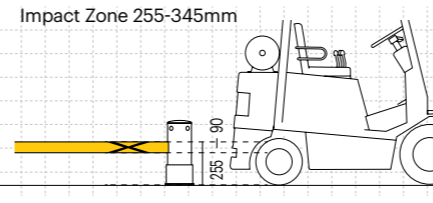
**Warehouse Manager**  
**CO-OP Distribution Centre**



**eFlex**  
Single RackEnd Barrier

**8,000 Joules\***   
5 Tonne vehicle at 4mph

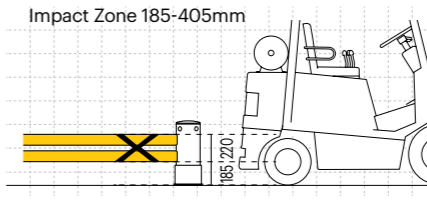
- ✓ Rotating Wear Collars
- ✓ Simple Installation
- ✓ Electrophoretic Coated Base



**eFlex**  
Double RackEnd Barrier

**12,000 Joules\***   
7.5 Tonne vehicle at 4mph


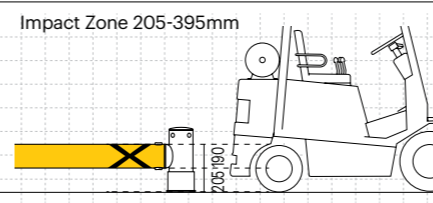
- ✓ Rotating Wear Collars
- ✓ Simple Installation
- ✓ Electrophoretic Coated Base




**iFlex**  
Single RackEnd Barrier

**30,200 Joules\***   
12.1 Tonne vehicle at 5mph

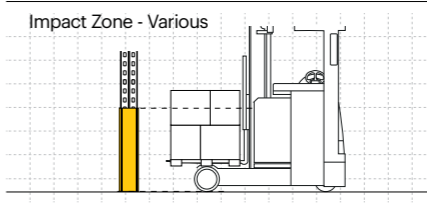
- ✓ Patented Coupling Technology
- ✓ Rotating Wear Collars
- ✓ Electrophoretic Coated Base
- ✓ Hygiene Sealed



**RackGuard**  
Rack Leg Protector

**1,000 Joules\*\*** 

- ✓ Compression Hinge
- ✓ Centralising Rubber Lug
- ✓ Simple Installation



\*Ultimate energy load at 45° on a 2m rail. \*\*Ultimate energy load at 90°. All measurements in mm.

Joules ratings are provided for your reference only. Our expert technical teams will always recommend the correct specification for your needs. Impact resistance is subject to environmental factors. See individual data sheets for more information. Data is accurate at time of writing.

- Protect vulnerable racking from catastrophic damage
- Absorb and deflect repeated glancing contact from turning vehicles
- Defend against vehicle fork impacts



eFlex Single RackEnd used with RackGuard to protect racking at warehouse facility.



eFlex Double RackEnd used with iFlex ForkGuard to protect racking from vehicles and forks at distribution centre.




iFlex Single RackEnd Barrier used to protect racking at retail warehouse and distribution centre.



RackGuards used at vulnerable impact points on rack legs at packaging warehouse facility.



# Service Yard Protection



iFlex Dock Gate

"The General Manager was so impressed that we ordered further quantities of the protector systems and we're now converting our whole site to A-SAFE."

**Engineering Manager  
DHL**

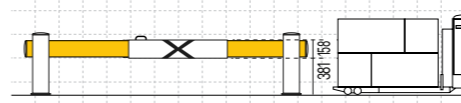


**eFlex**  
Dock Gate

**6,000 Joules\***  
3.7 Tonne vehicle at 4mph

- ✓ Patented Protective Technology
- ✓ Electrophoretic Coated Base

Impact Zone 381-539mm

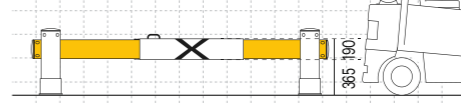


**iFlex**  
Dock Gate

**12,000 Joules\***  
7.5 Tonne vehicle at 4mph

- ✓ Patented Protective Technology
- ✓ Rotating Wear Collars
- ✓ Electrophoretic Coated Base

Impact Zone 365-555mm

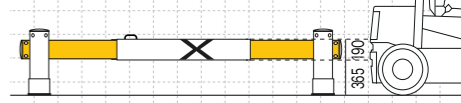


**iFlex**  
Dock Gate XL

**7,000 Joules\***  
4.4 Tonne vehicle at 4mph


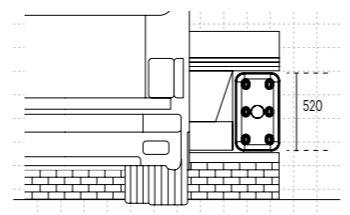
- ✓ Patented Protective Technology
- ✓ Rotating Wear Collars
- ✓ Electrophoretic Coated Base

Impact Zone 365-555mm



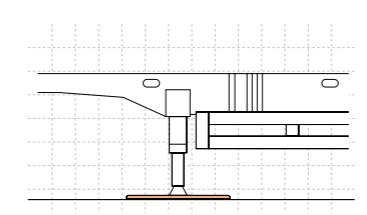
Dock Buffer

The A-SAFE Dock Buffer shields loading docks from impact damage caused by reversing heavy goods vehicles. Its durable multi-layer polymer construction also protects against cumulative friction damage, while a highly visible yellow layer enhancing driver guidance.




Trailer Plate

A shield between HGVs and the loading zone floor, ensuring an even and supported surface for trailer landing legs. Manufactured from our patented Memaplex™ material, Trailer Plates are rust and corrosion resistant.



## Vehicle Stops

Manufactured from high-performance recycled rubber, A-SAFE Vehicle Stops are weather and crack resistant, maintaining their form under pressure. High-visibility markings mean that Vehicle Stops can be seen by both drivers and pedestrians. Multiple fixings per unit ensure a secure fastening on both concrete and tarmac.

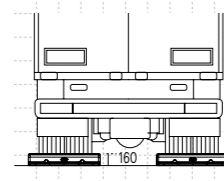


Truck Stop

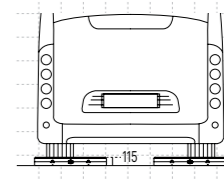
Coach Stop

Car Stop

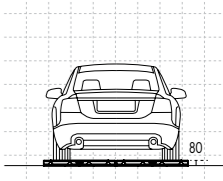
Impact Zone 0-160mm



Impact Zone 0-115mm




Impact Zone 0-80mm



eFlex Dock Gates protecting dock loading bays.



Dock Buffer protects loading bay walls at warehousing and distribution facility.



Trailer Plates used under trailer landing legs to protect concrete at distribution centre loading bay.



Truck Stops create a highly visible and physical stop point at retail warehouse distribution centre.

\*Ultimate energy load at 90°. All measurements in mm.

Joules ratings are provided for your reference only. Our expert technical teams will always recommend the correct specification for your needs. Impact resistance is subject to environmental factors. See individual data sheets for more information. Data is accurate at time of writing.

# Cold Storage



## MEMAPLEX™ SUB-ZERO

Memaplex Sub-Zero has been developed by world-class polymer scientists to deliver maximum performance at sub-zero temperatures as low as -30°C. Created from a unique blend of polymers, Memaplex Sub-Zero is designed to withstand impacts without cracking or fragmenting. It is food-safe, wipe clean and self-coloured for maximum hygiene and ease of care.

- Inner strengthening core
- Central impact absorption zone
- Outer UV stabilised colour layer

All round, I am very happy with the A-SAFE barriers. The installers from A-SAFE were very professional, with the relevant paperwork and procedures. As contractors they were very easy to work with. Since the installation we have had no issues at all.

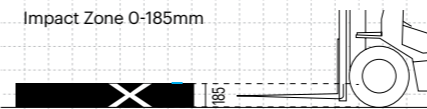
**Paul Painter, EHSQ Leader  
OWENS CORNING**



## eFlex ForkGuard Cold Storage Barrier

**3,000 Joules\*\*\*\***  
1.9 Tonne vehicle at 4mph

- ✓ Simple Install From Above
- ✓ Fork Deflection



## RackGuard™ Cold Storage Rack Leg Protector

**1,000 Joules\*\*\***

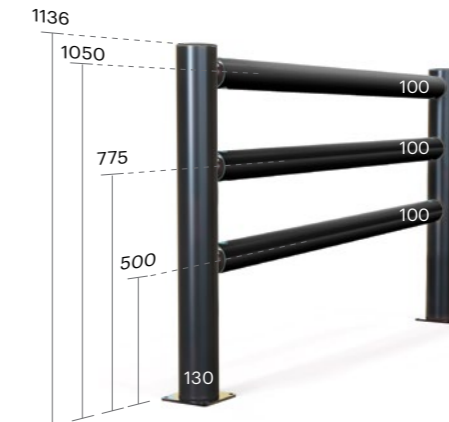
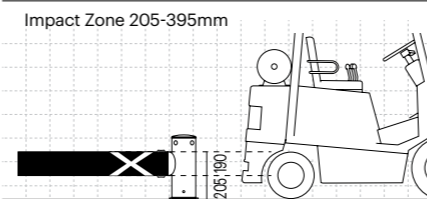
- ✓ Compression Hinge
- ✓ Centralising Rubber Lug
- ✓ Simple Installation



## iFlex™ Cold Storage Single Traffic Barrier

**30,200 Joules\*\***  
8.4 Tonne vehicle at 6mph

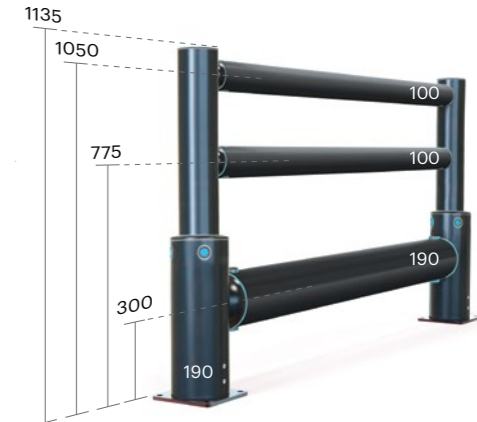
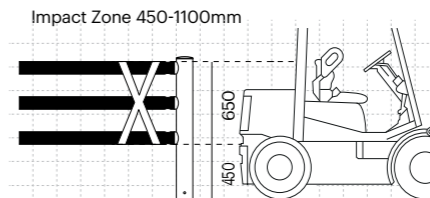
- ✓ Patented Coupling Technology
- ✓ Electrophoretic Coated Base
- ✓ Hygiene Sealed



## iFlex™ Cold Storage Pedestrian Barrier 3 Rail

**11,600 Joules\***  
4.6 Tonne vehicle at 5mph


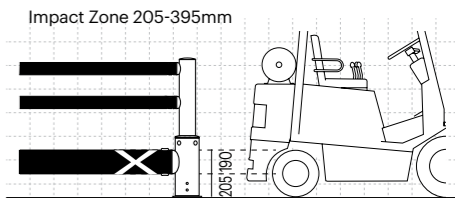
- ✓ Patented Coupling Technology
- ✓ Electrophoretic Coated Base
- ✓ Hygiene Sealed



## iFlex™ Cold Storage Single Traffic Barrier+

**30,200 Joules\*\***  
8.4 Tonne vehicle at 6mph

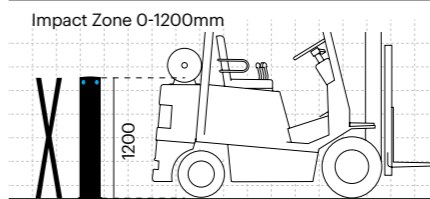
- ✓ Patented Coupling Technology
- ✓ Electrophoretic Coated Base
- ✓ Hygiene Sealed



## iFlex™ Cold Storage Bollard

**6,900 Joules\*\*\***  
4.3 Tonne vehicle at 4mph

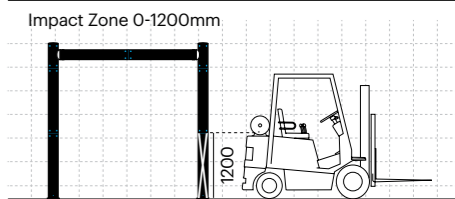
- ✓ Energy Absorbing Core
- ✓ Electrophoretic Coated Base



## iFlex™ Cold Storage Height Restrictor

**5,400 Joules\*\*\***  
6 Tonne vehicle at 3mph

- ✓ Energy Absorbing Core
- ✓ Electrophoretic Coated Base
- ✓ In-line coupling for a complete modular solution



\*Ultimate energy load at 45° on a 1.5m rail. \*\*Ultimate energy load at 45° on a 2m rail. \*\*\*Ultimate energy load at 90°. \*\*\*\*Ultimate energy load at 90° on a 1m rail. All measurements in mm.

Joules ratings are provided for your reference only. Our expert technical teams will always recommend the correct specification for your needs. Impact resistance is subject to environmental factors. See individual data sheets for more information. Data is accurate at time of writing.

# Cleaning Products

Tough industrial environments can be dirty places. Keep your A-SAFE barriers clean and fully protected with our unique range of specially developed cleaning products.

## Protix™ Heavy Duty Clean and Protect Range

A-SAFE's new Clean & Protect Heavy Duty range has been specifically developed for use with the advanced A-SAFE polymer. A two-part system that combines ultimate cleaning power with a high-performance protective finish that reduces dirt adhesion.



### Protix™ Heavy Duty Cleaner

- ✓ Penetrates Grime
- ✓ Active Foam Formula
- ✓ Low VOC
- ✓ Two Part System

500ml

### Protix™ Heavy Duty Finishing Coat

- ✓ Dirt Resisting
- ✓ Oleophobic
- ✓ UV Colour Fastness
- ✓ Water Repellent
- ✓ Anti-static
- ✓ Two Part System

500ml

## Protix™ Food Safe Clean and Protect Range

A-SAFE's new Clean & Protect Food Safe range has been specifically developed for use with the advanced A-SAFE polymer. A two-part system that combines ultimate cleaning power with a high-performance protective finish, removing and resisting microbial and fungal build-up.



### Protix™ Food Safe Cleaner

- ✓ Penetrates Grime
- ✓ Active Foam Formula
- ✓ Low VOC
- ✓ Two Part System

500ml

### Protix™ Food Safe Finishing Coat

- ✓ Dirt Resisting
- ✓ Oleophobic
- ✓ Hydrocarbon Free
- ✓ Water Repellent
- ✓ Anti-static
- ✓ Two Part System


500ml



When used together, Clean & Protect products offer the best care on the market for your premium safety investment.



Each Protix Clean & Protect product is supplied complete with a lint-free microfibre cloth, for the most effective application method.



# Tailored Solutions and Accessories

Our product range is designed to work together as part of a facility-wide safety management system. Our experts can advise on the best configurations and offer unique solutions for every area of your facility, supporting this with a range of accessories.



Slider plates to allow barriers to be removed for easy access.



Spinning collars to increase deflection of glancing blows.




Multiple base plate options: galvanised, stainless steel and countersunk.



Anchor bolt varieties to suit different floor substrates.



Transparent anti-climb Perspex screens.



Highly visible tape to cordon off hazardous areas.



Custom width and impact zone height for the end of racking aisles.














Integrated sign boards to support operational and health & safety requirements.


# PRODUCT SUMMARY


Product	Brand	Product Name	Post Diameter (mm)	Rail Diameter (mm)	Rail Increments (mm)	Impact Zone (mm)	Ultimate Energy Load in Joules				Hygiene Sealed	Additional Base Plate Options	Multiple Angle Options
							22.5° Angle Impact	45° Angle Impact	67.5° Angle Impact	90° Angle Impact			
<b>PEDESTRIAN BARRIERS</b>													
	eFlex:	Pedestrian Barrier 3 Rail	130	100 x 35	500	233-1100	-	-	-	-	✗	✗	✗
	iFlex:	Pedestrian Barrier 3 Rail	130	100	200	450-1100	39,605J	11,600J	6,795J	5,800J	✓	✓	✓
<b>GATES</b>													
	iFlex:	Swing Gates	130	-	100	-	-	-	-	-	✗	✓	✗
	iFlex:	Slide Gate	130	-	500	-	-	-	-	-	✗	✓	✗
<b>TRAFFIC BARRIERS</b>													
	mFlex:	Single Barrier Ground Level	130	100	200	50-150	18,437J	5,400J	3,163J	2,700J	✓	✓	✓
	mFlex:	Single Barrier	130	100	200	150-250	18,437J	5,400J	3,163J	2,700J	✓	✓	✓
	mFlex:	Double Barrier	130	100	200	150-450	31,069J	9,100J	5,331J	4,550J	✓	✓	✓
	eFlex:	Single Traffic Barrier	158	158	500	204-362	69,650J	20,400J	11,950J	10,200J	✗	✗	✓
	iFlex:	Single Traffic Barrier	190	190	200	205-395	103,109J	30,200J	17,691J	15,100J	✓	✓	✓
	iFlex:	Single Traffic Barrier High Level	190	190	200	365-555	103,109J	30,200J	17,691J	15,100J	✓	✓	✓
	eFlex:	Double Traffic Barrier	158	158	500	204-729	92,184J	27,000J	15,816J	13,500J	✗	✗	✓
	iFlex:	Double Traffic Barrier	190	190	200	205-745	139,983J	41,000J	24,017J	20,500J	✓	✓	✓
	Atlas	Double Traffic Barrier	190	190	200	205-745	139,983J	41,000J	24,017J	20,500J	✓	✓	✓
<b>TRAFFIC BARRIERS+</b>													
	eFlex:	Single Traffic Barrier+	158	100 x 35 158	500	204-362	69,650J	20,400J	11,950J	10,200J	✗	✗	✓
	iFlex:	Single Traffic Barrier+	190	100 190	200	205-395	103,109J	30,200J	17,691J	15,100J	✓	✓	✓
	iFlex:	Double Traffic Barrier+	190	100 190	200	205-745	139,983J	41,000J	24,017J	20,500J	✓	✓	✓
	Atlas	Double Traffic Barrier+	190	100 190	200	205-745	139,983J	41,000J	24,017J	20,500J	✓	✓	✓

Product	Brand	Product Name	Post Diameter (mm)	Rail Diameter (mm)	Rail Increments (mm)	Impact Zone (mm)	Ultimate Energy Load in Joules				Hygiene Sealed	Additional Base Plate Options	Multiple Angle Options
							22.5° Angle Impact	45° Angle Impact	67.5° Angle Impact	90° Angle Impact			
<b>HIGH LEVEL TOPPLE BARRIER</b>													
	iFlex:	Topple Barrier (4, 6, 8, 10 Rail Options) with Forkguard	190	100	400	-	-	-	-	-	✗	✓	✓
	iFlex:	Heavy Duty Topple Barrier (4, 6, 8, 10 Rail Options) with Forkguard	190	100 190	655 400	205-745	139,983J	41,000J	24,017J	20,500J	✗	✓	✓
<b>FORKGUARD</b>													
	eFlex:	ForkGuard	-	-	100	0-185	-	-	-	3,000J	✗	✗	✗
	iFlex:	ForkGuard	-	-	100	0-185	-	-	-	4,500J	✓	✗	✗
<b>COLUMN GUARD</b>													
	Flex:Shield	Column Guard	-	-	-	0-520	-	-	-	1,600J	✗	✗	✗
	Flex:Shield	Corner Guard	-	-	-	0-1000	-	-	-	200J	✗	✗	✗
	iFlex:Rail	Column Guard	130	100	200	450-1100	39,605J	11,600J	6,795J	5,800J	✓	✓	✗
	iFlex:Rail	Column Guard+	190	100 190	200	205-395	93,891J	27,500J	16,109J	13,750J	✓	✓	✗
<b>BOLLARDS</b>													
	iFlex:	Bollards	190	-	-	0-1200	-	-	-	6,900J	✗	✓	✗
	iFlex:	Bollards with wear collar	210	-	-	0-1200	-	-	-	8,800J	✗	✓	✗
	iFlex:	Heavy Duty Bollard	210	-	-	0-1200	-	-	-	8,800J	✗	✓	✗
	A-SAFE	Sign Cap Sign Post	190	-	-	-	-	-	-	-	✗	✗	✗
<b>DOOR PROTECTION</b>													
	iFlex:	Height Restrictor	190	190	-	0-1200	-	-	-	5,400J	✗	✓	✗
	A-SAFE	Alarm Bar	-	130	One Size	-	-	-	-	-	✗	✗	✗
	eFlex:	Dock Gate	158	158	One Size	381-539	-	-	-	6,000J	✗	✗	✗
	iFlex:	Dock Gate XL	190	190	One Size	365-555	-	-	-	7,000J	✗	✗	✗
	iFlex:	Dock Gate	190	190	One Size	365-555	-	-	-	12,000J	✗	✗	✗

Product	Brand	Product Name	Post Diameter (mm)	Rail Diameter (mm)	Rail Increments (mm)	Impact Zone (mm)	Ultimate Energy Load in Joules				Hygiene Sealed	Additional Base Plate Options	Multiple Angle Options
							22.5° Angle Impact	45° Angle Impact	67.5° Angle Impact	90° Angle Impact			
<b>RACKING PROTECTION</b>													
	RackGuard	Rack Leg Protector	-	-	-	0-1000	-	-	-	1,000J	✗	✗	✗
	eFlex	Single RackEnd Barrier (also available with Forkguard)	190	90 x 90	100	255-345	27,314J	8,000J	4,686J	4,000J	✗	✓	✗
	eFlex	Double RackEnd Barrier (also available with Forkguard)	190	90 x 90	100	185-405	40,971J	12,000J	7,029J	6,000J	✗	✓	✗
	iFlex	Single RackEnd Barrier (also available with Forkguard)	190	190	100	205-395	103,109J	30,200J	17,691J	15,100J	✓	✓	✗

<b>COLD STORAGE</b>													
	eFlex	Cold Storage ForkGuard	-	-	100	0-185	-	-	-	3,000J	✗	✗	✗
	RackGuard	Cold Storage Rack Leg Protector	-	-	-	0-1000	-	-	-	1,000J	✗	✗	✗
	iFlex	Cold Storage Single Traffic Barrier	190	190	200	205-395	103,109J	30,200J	17,691J	15,100J	✓	✗	✓
	iFlex	Cold Storage Pedestrian Barrier 3 Rail	130	100	200	450-1100	39,605J	11,600J	6,795J	5,800J	✓	✗	✓
	iFlex	Cold Storage Single Traffic Barrier+	190	100 190	200	205-395	103,109J	30,200J	17,691J	15,100J	✓	✗	✓
	iFlex	Cold Storage Bollards	190	-	-	0-1200	-	-	-	6,900J	✗	✗	✗
	iFlex	Cold Storage Height Restrictor	190	190	-	0-1200	-	-	-	5,400J	✗	✗	✗

Product	Brand	Product Name	Container Size (ml)	Two Part System	Low VOC	Oleophobic	UV colour Fastness	Water Repellent	Anti-static	Hydrocarbon Free
<b>CLEANING PRODUCTS</b>										
	Protex	Heavy Duty Cleaner	500	✓	✓	✗	✗	✗	✗	✗
	Protex	Heavy Duty Finishing Coat	500	✓	✗	✓	✓	✓	✓	✗
	Protex	Food Safe Cleaner	500	✓	✓	✗	✗	✗	✗	✗
	Protex	Food Safe Finishing Coat	500	✓	✗	✓	✗	✓	✓	✓



# A local company, globally.

We work hard to maintain the spirit of a local business while achieving the far-reaching impact of a global enterprise.

Our policy of being “Global and Local” enables us to respond to your needs wherever you are in the world. In every office worldwide, we employ local experts throughout the business. Specialists in their field, equipped with an in-depth knowledge of domestic markets, legislation, safety practices and social customs.

We strive to give all workplaces access to world-class products, through local offices and consultants.

## Global Offices

A-SAFE Australasia PTY Ltd	Australia & New Zealand	A-SAFE B.V.	Netherlands
A-SAFE bvba	Belgium & Luxembourg	A-SAFE LLC	Russia
A-SAFE Scandinavia ApS	Denmark	A-SAFE Soluciones S.L.	Spain
A-SAFE SAS	France	A-SAFE AB	Sweden
A-SAFE GmbH	Germany & Austria	A-SAFE DWC-LLC	UAE
A-SAFE Italia s.r.l.	Italy	A-SAFE UK Ltd	UK
A-SAFE K.K.	Japan	A-SAFE Inc	USA
A-SAFE S.A. de C.V.	Mexico	A-SAFE International Ltd	Rest of the World

For contact information for your specific region, please visit [www.asafe.com](http://www.asafe.com)



INGENUITY BUILT™

A-SAFE UK Ltd

Ainley House, Ainleys Industrial Estate, Elland, Halifax, HX5 9JP, United Kingdom  
[www.asafe.com](http://www.asafe.com)

