



Mesh Fence Catalogue 2022



CÔNG TY TNHH XÂY DỰNG AMS
GIC Building - 36A Nguyễn Gia Trí,
P. 25, Q. Bình Thạnh, Tp. HCM, VN

AMS CONSTRUCTION COMPANY LIMITED
GIC Building - 36A Nguyen Gia Tri street,
Ward 25, Binh Thanh Distric, HCMC, VN

**LEADING SECURITY
AND SAFETY SOLUTION**

www.amscont.vn facebook.com/amscont.vn/



AMS EASY FENCE

WAVE FENCE

FEATURES

- **QUICK AND EASY TO INSTALL**
(No accessories for installation)
- Elegance design with peach post.
- Always good appearance for lanscape, at least 5 years
- Large reinforcement folds to ensure the panel's rigidity.
- Defensive spikes.
- Heights up to 2.40m.
- Polyester coating galvanized steel wire.
- Suitable for all terrains: curved, angled or sloping premises.
- Wide range of possible configurations: on base plates (fixxing by bolt), embedding.


6 standard colours:



- 200 **RAL** colors as option.

PERFORMANCE

- Cost
- Installation
- Protection
- Rigidity
- Design



APPLICATION

INDUSTRIAL FACTORY



LOGISTICS CENTER



SCHOOL



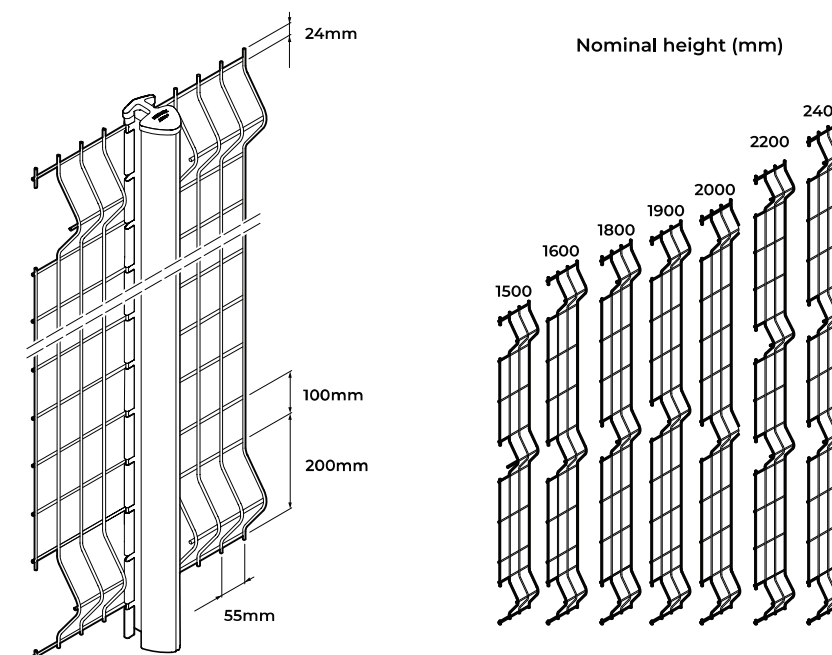
HOSPITAL



VILLA/ RESIDENCE



TECHNICAL SPECIFICATION



FENCE HEIGHT (m)	PANEL WIDTH (mm)	MESH SECTION (mm)	WIRE (mm)	POST SECTION (mm)	POST HEIGHT (mm)	
					EMBEDDED	BASE PLATE
1,5	3000	55x200 100x200	5/6	Peach post 70x100x1.2	1900	1550
1,6					2000	1650
1,8					2200	1850
2,0					2400	2050
2,2					2600	N/A
2,4	2200				N/A	N/A

Note: Standard dimensions in bold

OPTIONS


- **Installation with concrete gravel board:** use long-embedded posts + board height of 25 or 50cm.
- **Installation with steps:** calculate post length based on the required offset (10cm intervals).
- **Fence fastening bracket.**



Barbed wire



Barbed wire




Gravel board



Installation with steps



Extension arms



Fence fastening bracket



APPLICATION

INDUSTRIAL FACTORY



LOGISTICS CENTER



SCHOOL



HOSPITAL



VILLA/ RESIDENCE



AMS EASY FENCE

FLAT FENCE

FEATURES

- **QUICK AND EASY TO INSTALL**
(No accessories for installation)
- Flat mesh panel
- Elegance design with peach post.
- Always good appearance for landscape, at least 5 years
- Defensive spikes.
- Heights up to 2.40m
- Polyester coating galvanized steel wire
- Suitable for all terrains: curved, angled or sloping premises.
- Wide range of possible configurations: on base plates (fixing by bolt), embedding.

• 6 standard colours:



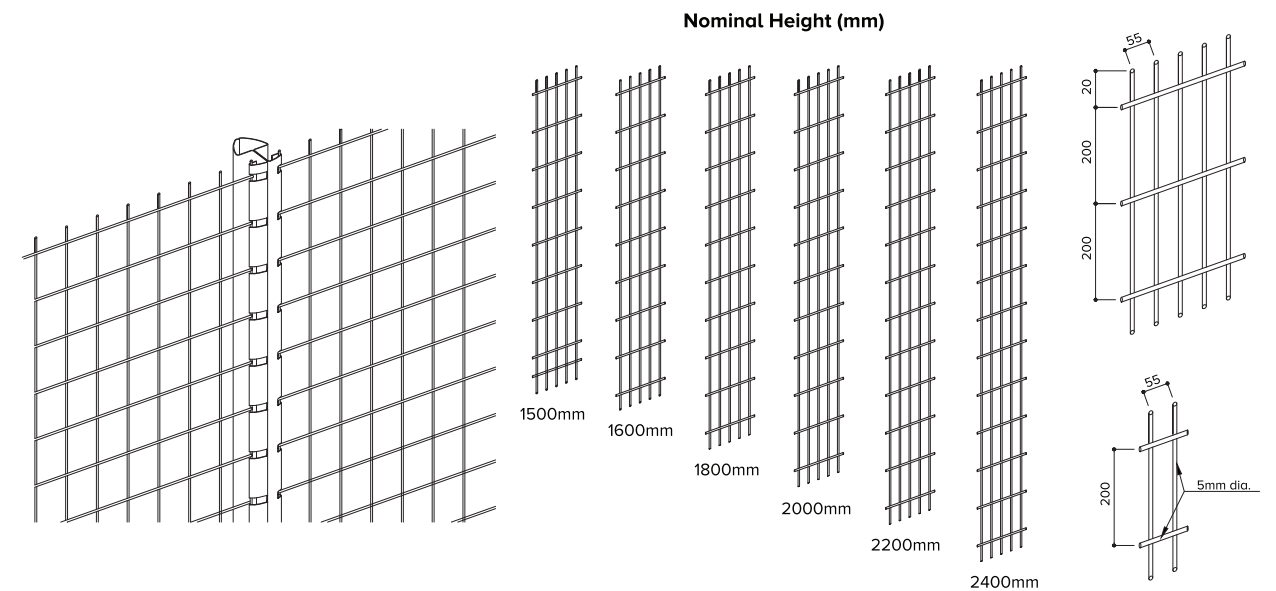
• 200 **RAL** colors as option.

PERFORMANCE

- Cost
- Installation
- Protection
- Rigidity
- Design



TECHNICAL SPECIFICATION



FENCE HEIGHT (m)	PANEL WIDTH (mm)	MESH SECTION (mm)	WIRE (mm)	POST SECTION (mm)	POST HEIGHT (mm)	
					EMBEDDED	BASE PLATE
1,5	3000	55x200 100x200	Vertical: 5 Horizontal: 6x double wire	Peach Post 70x100x1.2	1900	1550
1,6					2000	1650
1,8					2200	1850
2,0					2400	2050
2,2					2600	N/A
2,4	2200				N/A	N/A

Note: Standard dimensions in bold

OPTIONS


- **Installation with concrete gravel board:** use long-embedded posts + board height of 25 or 50cm.
- **Installation with steps:** calculate post length based on the required offset (10cm intervals).
- **Fence fastening bracket.**




Barbed wire



Barbed wire



Gravel board



Installation with steps



Extension arms



Fence fastening bracket



AMS EASY FENCE

THUNDER FENCE

APPLICATION

INDUSTRIAL FACTORY



LOGISTICS CENTER



SCHOOL



HOSPITAL



VILLA/ RESIDENCE



FEATURES

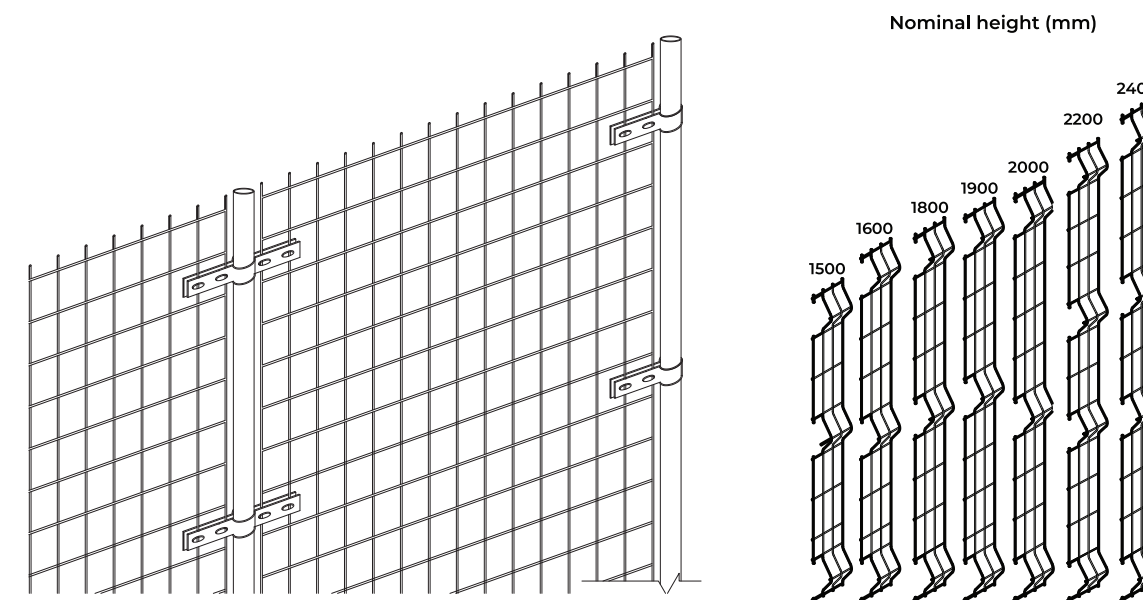
- Long lasting fence and can stand harsh environment
- Always good appearance for landscape, at least 10 years
- Large reinforcement folds to ensure the panel's rigidity.
- Defensive spikes.
- Heights up to 2.40m.
- Suitable for all terrains: curved, angled or sloping premises.
- Hot dip galvanized.

PERFORMANCE

- Cost
- Installation
- Protection
- Rigidity
- Design



TECHNICAL SPECIFICATION




FENCE HEIGHT (m)	PANEL WIDTH (mm)	MESH SECTION (mm)	WIRE (mm)	POST SECTION (mm)	POST HEIGHT (mm)	
					EMBEDDED	BASE PLATE
1,5	3000	55x200 100x200	5/6	Square post 60x60x2/ Round post D60x2	1900	1550
1,6					2000	1650
1,8					2200	1850
2,0					2400	2050
2,2					2600	N/A
2,4	2200				N/A	N/A

Note: Standard dimensions in bold

OPTIONS


- **Installation with concrete gravel board:** use long-embedded posts + board height of 25 or 50cm.
- **Installation with steps:** calculate post length based on the required offset (10cm intervals).
- **Fence fastening bracket.**



Barbed wire



Barbed wire




Gravel board



Installation with steps



Extension arms



Fence fastening bracket